

* Distance/Locations are not exact, check Camp Map for relative distances and layout

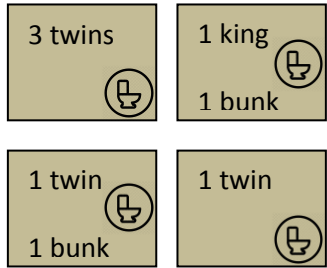
** Number in each room indicates total number of beds

*** Toilet symbol denotes bathrooms per room. If overlapping, denotes shared bathroom

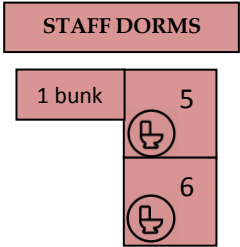
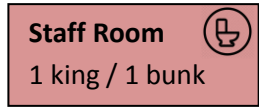
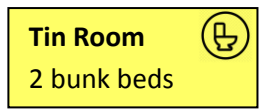
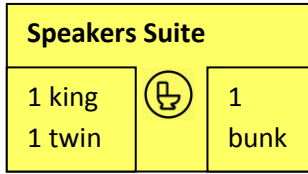
**** Use this form as a reference for assigning individuals to their cabin rooms after receiving final cabin placements from SCR.

DINING FACILITY

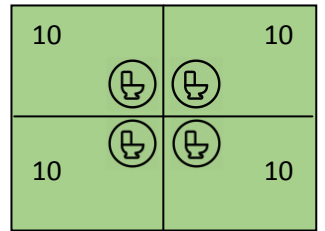
NURSE STATION



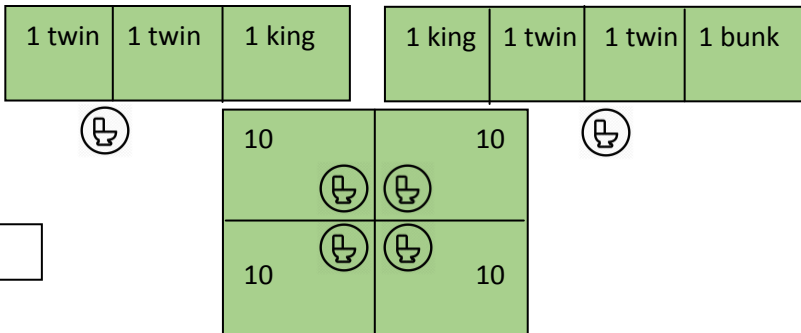
COZY RM. DORMS



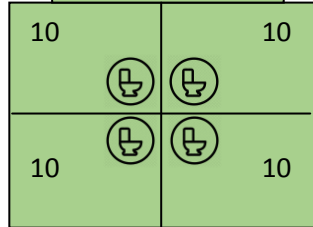
BRAZOS



GUADALUPE



COLORADO



Zimmerscheidt Hall

